


2nd congress of the international dermoscopy society

12-14 november 2009


barcelona, spain

hotel fira palace



programme

www.congress2009.dermoscopy-ids.org



Dear Colleagues,

On behalf of the Organising Committee, it is our pleasure to introduce the **2nd International Dermoscopy Society Congress**, which will be held in **Barcelona**, Spain.

The **2nd IDS Congress** will once again aim at being a showcase for the discussion of new developments in the area of **dermoscopy**, with special attention being paid to the diagnosis of skin tumours and new applications of the technique. The meeting will be an opportunity to talk about the present and future of the technique, extend our knowledge in specific areas, such as dermoscopy of nails, dermoscopy of non-tumour disorders and the relevance of vessels. The congress will include basic and advanced courses on dermoscopy, open to both beginners and experienced users. In addition to these, other imaging techniques or procedures closely related to dermoscopy, such as digital follow-up and confocal microscopy will be included in the sessions.

The participation of the best experts in dermoscopy and the worldwide dermoscopy community will ensure the success of the meeting. For this reason, the presentation of **free papers** has a special place in the programme.

The friendly dermoscopy community looks forward to welcoming you to **Barcelona in 2009** and hopes this meeting will be a memorable experience for you all and an occasion to strengthen friendships and further scientific cooperation.

Yours sincerely,



Susana Puig
President of the Congress



Josep Malvehy
Secretary of the Congress



H. Peter Soyer
IDS President



Giuseppe Argenziano
IDS Secretary

Congress President

Puig, Susana (Spain)

Congress Secretary

Malvehy, Josep (Spain)

Honorary Presidents

Soyer, H Peter (Australia)
Argenziano, Giuseppe (Italy)
Kopf, Alfred W. (USA)

International Scientific Committee

Cabo, Horacio (Argentina)
Marghoob, Ash (USA)
Menzies, Scott (Australia)
Pellacani, Giovanni (Italy)
Thomas, Luc (France)
Zalaudek, Iris (Austria)

Local Scientific Committee

Botella, Rafael (Spain)
Carrera, Cristina (Spain)
Lázaro, Pablo (Spain)
Martí, Rosa María. (Spain)
Moreno, David (Spain)
Vázquez, Francisco (Spain)
Zaballos, Pedro (Spain)

Speakers

Aguilera, Paula (Spain)
Alós, Lúcia (Spain)
Altamura, Davide (Italy)
Ardigo, Marco (Italy)
Argeny, Zsolt (USA)
Argenziano, Giuseppe (Italy)
Aznar, Salvador (Spain)
Bakos, Renato (Brazil)
Bassoli, Sara (Italy)
Binder, Michael (Austria)
Blum, Andreas (Germany)
Botella Estrada, Rafael (Spain)
Bourne, Peter (Australia)
Bowling, Jonathan (UK)
Brasiello, Marcella (Italy)
Braun, Ralph (Switzerland)
Cabo, Horacio (Argentina)
Cabrera, Raúl (Chile)
Cao, Theresa (USA)
Carlos, Blanca (Mexico)
Carrera, Cristina (Spain)
Cuellar, Francisco (Spain)
Dalle, Stéphane (France)
De Giorgi, Vincenzo (Italy)
Debarbieux, Sébastien (France)
Di Stefani, Alessandro (Italy)
Fargnoli, Maria Concetta (Italy)


Ferrara, Gerardo (Italy)
Giorgio, Caterina M. (Italy)
González, Salvador (Spain)
Grichnik, James (USA)
Halpern, Allan (USA)
Hofmann-Wellenhof, Rainer (Austria)
Johns, Richard (Australia)
Kelly, John (Australia)
Kittler, Harald (Austria)
Kolm, Isabel (Switzerland)
Kopf, Alfred W. (USA)
Kreusch, Jurgen (Germany)
Landi, Christian (Italy)
Lázaro, Pablo (Spain)
Lobos, Pedro (Chile)
Lorentzen, Henrik F. (Denmark)
Llambrich, Álex (Spain)
Malvehy, Josep (Spain)
Marghoob, Ash (USA)
Martí - Laborda, Rosa M. (Spain)
Massi, Daniella (Italy)
Massone, Cesare (Austria)
McCull, Ian (Australia)
Menzies, Scott (Australia)
Mihm, Martin (USA)
Moreno Ramirez, David (Spain)
Moscarella, Elvira (Italy)

Oliviero, Margaret (USA)
Özdemir, Fezal (Turkey)
Pellacani, Giovanni (Italy)
Peris, Ketty (Italy)
Piccolo, Doménico (Italy)
Pizzichetta, Maria Antonietta (Italy)
Puig, Susana (Spain)
Poulalhon, Nicolas (France)
Rabinovitz, Harold (USA)
Rubegni, Pietro (Italy)
Rudnicka, Lidia (Poland)
Saida, Toshiaki (Japan)
Scope, Alon (USA)
Segura, Sonia (Spain)
Seidenari, Stefania (Italy)
Soyer, H. Peter (Australia)
Stolz, Wilhelm (Germany)
Tanaka, Masaru (Japan)
Thomas, Luc (France)
Tosti, Antonella (Italy)
Vázquez-López, Francisco (Spain)
Virgili, Annarosa (Italy)
Wang, Steven Q. (USA)
Zaballos-Diego, Pedro (Spain)
Zalaudek, Iris (Austria)



Wednesday, 11 November			
17.00-20.00	Registration Desk opens		
Thursday, 12 November			
07.00-07.30	Registration Desk opens		
08.00-10.30	SYM 1		
10.30-10.45	Welcome Address		
10.45-11.15	Coffee Break	Coffee Break	Coffee Break
11.15-13.15	Basic CR	FOC 1	Adv CR
13.15-15.00	Lunch / Posters	Lunch / Posters	Lunch / Posters
15.00-16.00	SYM 2		
16.15-17.15	Int Cases 1	Free Com 1	JS H-D 1
17.30-18.30	Spanish the best of the day	French the best of the day	Italian the best of the day
Friday, 13 November			
08.00-10.15	SYM 3		
10.15-11.00	Key Lecture 1		
11.00-11.30	Coffee break	Coffee break	Coffee break
11.30-12.30	FOC 2	FOC 3	FOC 4
12.45-13.45	Int Cases 2	JS H-D 2	FOC 5
13.45-15.00	Lunch / Posters	Lunch / Posters	Lunch / Posters
15.00-16.00	SYM 4		
16.15-17.15	Int Cases 3	Free Com 2	JS H-D 3
17.30-18.30	Spanish the best of the day	French the best of the day	Italian the best of the day
Saturday, 14 November			
08.30-10.30	D/RCM CRS	Free Com 3 / Free Com 4	F up CRS
10.30-11.00	Paolo Carli Award		
11.00-11.30	Coffee break	Coffee break	Coffee break
11.30-12.15	Key Lecture 2		
12.15-13.30	SYM 5		
13.30-14.45	Closure of the Congress		

SYM	Symposia	FOC	Focus Session
Basic CR	Basic Course	JS H-D	Jump Session Histology-Dermoscopy
Adv CR	Advanced Course	F up CRS	Basic Course in Digital Follow up
Int cases	Interactive Cases	D/RCM CRS	Basic Course on Confocal Microscopy with Dermoscopy Correlation
Free Com	Free Communications		



Wednesday, 11th November

17.00 - 20.00 Registration Desk opens

Thursday, 12th November

07.00 - 07.30 Registration Desk opens

08.00 - 10.30 ▶ SYMPOSIUM 1. Dermoscopy in the XXI Century

Chair ▶ Peter H. Soyer

Co-Chairs ▶ Giuseppe Argenziano and Josep Malvehy

- ▶ Past, present and future of dermoscopy. Peter H. Soyer
- ▶ Why dermoscopy is the standard of care in Germany? Andreas Blum
- ▶ Why dermoscopy is not the standard of care in US? Allan Halpern
- ▶ Dermoscopy in a university center. Harald Kittler
- ▶ Machine Vision in the 21st Century. Harold Rabinovitz
- ▶ What's new in dermoscopy? Alfred Kopf
- ▶ What is the real impact of dermoscopy in the management of skin tumours? Luc Thomas
- ▶ Advanced imaging evaluation in a melanoma unit. Josep Malvehy
- ▶ My thoughts on dermoscopy. Giuseppe Argenziano
- ▶ Discussion

10.30 - 10.45 ▶ Welcome Address

10.45 - 11.15 ▶ Coffee Break

11.15 - 13.15 ▶ BASIC COURSE. Basic dermoscopy

Chair ▶ Giuseppe Argenziano

Co-Chairs ▶ Jurgen Kreusch and Horacio Cabo

Introduction to basic dermoscopic criteria


- ▶ Criteria of melanocytic lesions. Jurgen Kreusch
- ▶ Criteria of basal cell carcinoma. Davide Altamura
- ▶ Criteria of seborrheic keratosis, solar lentigo and lichen planus like keratosis. Margaret Oliviero
- ▶ Basic criteria of vascular lesions and dermatofibromas. Jonathan Bowling
- ▶ Pattern analysis, the second step. Giuseppe Argenziano
- ▶ Basic cases to practice. Pedro Lobos, Isabel Kolm and Alessandro di Stefani
- ▶ Quiz. Horacio Cabo

11.15 - 13.15 ▶ FOCUS SESSION 1. Nails dermoscopy

Chair ▶ Luc Thomas

Co-Chairs ▶ Ralph Braun and Masaru Tanaka

- ▶ Diagnosis of nail pigmentation. Masaru Tanaka
- ▶ Management of suspicious longitudinal melanonychia. Ralph Braun
- ▶ Digital dermoscopy follow up of nail pigmentation. Stéphane Dalle
- ▶ Diagnosis of nail unit unpigmented tumours and/or nail unit congenital nevi (preliminary report and information about the register). Luc Thomas
- ▶ Cases and discussion. Luc Thomas



11.15 - 13.15 ▶ ADVANCED COURSE. Advanced dermoscopy

Chair ▶ Wilhelm Stolz

Co-Chairs ▶ Rainer Hofmann-Wellenhof and Pedro Zaballos

Advanced pattern analyses of skin tumours

- ▶ Patterns of melanoma
 - Superficial spreading melanoma. Wilhelm Stolz
 - Nodular melanoma. John Kelly
 - Amelanotic melanoma. Maria Antonietta Pizzichetta
 - Recurrent melanocytic tumour. Andreas Blum
- ▶ Special types of nevi. Rainer Hofmann-Wellenhof
- ▶ Dermatofibromas / angiomas / angiokeratomas. Pedro Zaballos
- ▶ Cases. Raul Cabrera and Christian Landi

13.15 - 15.00 ▶ Lunch / Posters

15.00 - 16.00 ▶ SYMPOSIUM 2. Contributions of dermoscopy to general dermatology

Chair ▶ Iris Zalaudek

Co-Chair ▶ Antonela Tosti

- ▶ Dermoscopy beyond primary morphology. Ash Marghoob
- ▶ Infectious diseases. Iris Zalaudek
- ▶ Inflammatory diseases. Renato Bakos
- ▶ Inflammatory conditions of the scalp. Lidia Rudnika
- ▶ Hair loss and hair dystrophie. Antonella Tosti

16.15 - 17.15 ▶ INTERACTIVE CASES 1. New pattern analysis

Harald Kittler

16.15 - 17.15 ▶ FREE COMMUNICATIONS 1

Chair ▶ Stefanie Seidenari

Co-Chairs ▶ Blanca Carlos and Álex Llambrich

16.15 - 17.15 ▶ JUMP SESSION HISTOLOGY-DERMOSCOPY 1

Martin Mihm, Gerardo Ferrara and Iris Zalaudek

17.30 - 18.30 ▶ SPANISH (1) THE BEST OF THE DAY


Pedro Zaballos, Sonia Segura and Cristina Carrera

17.30 - 18.30 ▶ FRENCH (1) THE BEST OF THE DAY

Stéphane Dalle, Sébastien Debarbieux and Nicolas Poulalhon

17.30 - 18.30 ▶ ITALIAN (1) THE BEST OF THE DAY

Alessandro Di Stefani, Davide Altamura and Sara Bassoli



Friday, 13th November

08.00 - 10.15 ▶ **SYMPOSIUM 3**

Dermoscopy beyond primary morphology & technology beyond dermoscopy

Chair ▶ Ash Marghoob

Co-Chairs ▶ Giovanni Pellacani and Susana Puig

- ▶ Dermoscopy and molecular genetics. [Susana Puig](#)
- ▶ Dermoscopy as a window into nevogenesis. [Ash Marghoob](#)
- ▶ Three roots of melanoma - A hypothesis based on melanoma stem cell theory. [Iris Zalaudek](#)

Technology beyond dermoscopy

- ▶ Optical principles of dermoscopy, polarized vs non-polarized, contact vs non-contact. [Alon Scope](#)
- ▶ Vision machine / critical review of automatic diagnosis
Pros. [Pietro Rubegni](#)
Cons. [Michael Binder](#)
- ▶ Confocal correlation of dermoscopy structures. [Giovanni Pellacani](#)
- ▶ Diagnostic algorithm combining confocal microscopy and dermoscopy. [Josep Malvehy](#)
- ▶ Discussion

10.15 - 11.00 ▶ **KEY LECTURE 1**

Forgotten concepts in histopathology of melanocytic tumours

Chair ▶ Peter H. Soyer

Co-Chair ▶ Daniela Massi

Speaker ▶ Martin Mihm

11.00 - 11.30 ▶ **Coffee Break**

11.30 - 12.30 ▶ **FOCUS SESSION 2. Teledermoscopy**

Chair ▶ Peter H. Soyer

Co-Chair ▶ John Kelly

- ▶ Teaching dermoscopy in the net. [Rainer Hoffman-Wellenhof](#)
- ▶ Consulting dermoscopy in the net. [Cesare Massone](#)
- ▶ Dermoscopy discussion forums. [Ian McColl](#)
- ▶ Teledermoscopy for users, is it working? [John Kelly](#)

11.30 - 12.30 ▶ **FOCUS SESSION 3. Facial lesions**

Chair ▶ Wilhelm Stolz

Co-Chair ▶ Harold Rabinovitz

- ▶ Basic dermoscopic criteria on the face. [Theresa Cao](#)
- ▶ Lentigo maligna melanoma vs lentigo solaris vs pigmented actinic keratosis. [Wilhelm Stolz](#)
- ▶ Basal cell carcinoma vs sebaceous hiperplasia vs dermal nevi. [David Moreno](#)
- ▶ Actinic keratosis vs Seb K vs Bowen. [Margaret Oliviero](#)



11.30 - 12.30 ▶ FOCUS SESSION 4. Dermoscopy in special situations

Chair ▶ Iris Zalaudek

Co-Chair ▶ Ketty Peris

- ▶ Dermoscopy in childhood. Paula Aguilera
- ▶ Dermoscopy in pregnancy. Annarosa Virgili
- ▶ Nevus patterns by skin type, anatomic location, age and size. Iris Zalaudek
- ▶ Dermoscopy in monitoring of kids with large congenital nevi. Alon Scope
- ▶ Monitoring of treatments with dermoscopy. Maria Concetta Fargnoli

12.45 - 13.45 ▶ INTERACTIVE CASES 2

Horacio Cabo, Ian McColl and James Grichnik

12.45 - 13.45 ▶ JUMP SESSION HISTOLOGY-DERMOSCOPY 2

Lúcia Alós, Rafael Botella and Zsolt Argeny

12.45 - 13.45 ▶ FOCUS SESSION. Acral lesions

Chair ▶ Toshiaki Saida

Co-Chair ▶ Fezal Ozdemir

- ▶ Benign patterns. Ketty Peris
- ▶ Malignant patterns. Ralph Braun
- ▶ Anatomic correlation of acral dermoscopic patterns. Masaru Tanaka
- ▶ Molecular genetics and dermoscopy in acral lesions. Toshiaki Saida
- ▶ Cases. Fezal Ozdemir

13.45 - 15.00 ▶ Lunch / Posters

15.00 - 16.00 ▶ SYMPOSIUM 4. Teaching, learning and practicing dermoscopy

Chair ▶ Henrik F. Lorentzen

Co-Chair ▶ Ash Marghoob

- ▶ How is our brain learning dermoscopy? Ash Marghoob
- ▶ Dermoscopy in the world:
America. James Grichnik
Europe. Henrik F. Lorentzen
Australia. Dermoscopy in primary care. Richard Johns and Peter Bourne
Asia. Masaru Tanaka

16.15 - 17.15 ▶ INTERACTIVE CASES 3

Raúl Cabrera, Doménico Piccolo and Jonathan Bowling


16.15 - 17.15 ▶ FREE COMMUNICATIONS 2

Chair ▶ Jurgen Kreusch

Co-Chairs ▶ Maria Antonietta Pizzicheta and Francisco Cuellar

16.15 - 17.15 ▶ JUMP SESSION HISTOLOGY-DERMOSCOPY 3

Peter H. Soyer, Sébastien Debarbieux and Daniella Massi



17.30 - 18.30 ▶ SPANISH (2) THE BEST OF THE DAY

Rosa Martí-Laborda, David Moreno and Paula Aguilera

17.30 - 18.30 ▶ FRENCH (2) THE BEST OF THE DAY

Stéphane Dalle, Sébastien Debarbieux and Nicolas Poulalhon

17.30 - 18.30 ▶ ITALIAN (2) THE BEST OF THE DAY

Elvira Moscarella, Caterina M. Giorgio and Marcella Brasiello

Saturday, 14th November

08.30 - 10.30 ▶ BASIC COURSE

Confocal microscopy with dermoscopy correlation

Chair ▶ Josep Malveyh

Co-Chairs ▶ Giovanni Pellacani and Salvador González

- ▶ Patterns in the upper epidermis / patterns in the dermoepidermal junction / Patterns in the upper dermis. Susana Puig
- ▶ Diagnostic algorithms. Josep Malveyh
- ▶ Diagnosis of melanoma. Giovanni Pellacani
- ▶ Diagnosis of BCC. Salvador González
- ▶ Diagnosis of lesions in solar damage skin. Harold Rabinovitz
- ▶ Confocal in inflammatory skin conditions. Marco Ardigo
- ▶ Cases 1. Alon Scope
- ▶ Cases 2. Rainer Hofmann-Wellenhof
- ▶ Quiz

08.30 - 10.30 ▶ FREE COMMUNICATIONS 3

Chair ▶ James Grichnik

Co-Chairs ▶ Raul Cabrera and Horacio Cabo

08.30 - 10.30 ▶ FREE COMMUNICATIONS 4

Chair ▶ Michael Binder

Co-Chairs ▶ Isabel Kolm and Pablo Lázaro

08.30 - 10.30 ▶ BASIC COURSE. Digital follow up

Chair ▶ Scott Menzies

Co-Chairs ▶ Harald Kittler and Cristina Carrera

- ▶ Indications and surveillance programmes of digital follow-up. Cristina Carrera
- ▶ Total body photography. Allan Halpern
- ▶ Dermoscopy changes that induce to remove a lesion. Scott Menzies
- ▶ Physiological changes not requiring biopsy. Harald Kittler
- ▶ Legal and practical issues in the organization of a pigmented skin lesions clinic. Steven Q. Wang
- ▶ Cases. Cristina Carrera, Harald Kittler and Scott Menzies



10.30 - 11.00 ▶ Paolo Carli Award

Chairs ▶ Vincenzo De Giorgi and Daniella Massi

11.00 - 11.30 ▶ Coffee Break

11.30 - 12.15 ▶ KEY LECTURE 2. Stem cells and skin cancer

Chair ▶ James Grichnik

Co-Chair ▶ Susana Puig

Speaker ▶ Salvador Aznar

12.15 - 13.30 ▶ SYMPOSIUM 5


Future challenges of the International Dermoscopy Society

Chair ▶ Giuseppe Argenziano

Co-Chair ▶ Susana Puig

- ▶ Impact in melanomas prognosis. [Scott Menzies](#)
- ▶ Impact in clinical research. [Giuseppe Argenziano](#)
- ▶ Promotion and implementation of dermoscopy worldwide. [Ash Marghoob](#)
- ▶ Integration of new evolving technology. [Susana Puig](#)

13.30 - 13.45 ▶ Closure



venue **Hotel FIRA PALACE**



Av. Rius i Taulet, 1-3 · 08004 Barcelona, Spain
Tel. + 34 934 262 223 · Fax +34 934 248 679
www.fira-palace.com

official language

The official language of the meeting is English. Sessions in Italian, French and Spanish will be held every afternoon with cases and the main topics discussed during the day.

abstracts

The Scientific Committee invites authors to submit abstracts for consideration and inclusion in the programme. Abstracts should be submitted in English. Please read the instructions below carefully for the preparation of abstracts. Abstracts can only be submitted via the congress web site: www.congress2009dermoscopy-ids.org. The web site will also guide you through the process of submitting your abstract step by step. Unfortunately abstracts submitted via e-mail, fax or post will not be accepted.

Submission Deadline July 15th 2009

Abstracts received after this date cannot be accepted. You should receive confirmation about your application by July 29th 2009. Accepted authors are requested to register for the congress by August 31st in order to be included in the programme.

Oral presentation

Accepted authors will be informed of the length of time allotted for their presentation in the acceptance e-mail. They will be informed of the date and time of the presentation at least one month before the congress starts.

Posters

Posters must be displayed and removed on the dates that will be communicated to the authors in the acceptance e-mail. The dimensions of the poster are 1.5m high and 0.9m wide.

registration (VAT included) in www.congress2009.dermoscopy-ids.org

Fees	Before June 15 th	Before August 15 th	August 15 th onwards	On site
Participant over 30 years old	400.00 €	450.00 €	550.00 €	650.00 €
Participant 30 years old and under	300.00 €	350.00 €	450.00 €	650.00 €

Registration Fee includes: Entrance to the scientific sessions and the Exhibition Area, documentation, coffee-breaks and working lunch on Thursday and Friday.

social programme

Concert Party, Friday 13th Informal dinner and drinks included. Ticket 80 €

The "Gíobulos Marrones" is a rock'n'roll band performing the most famous rock hits of the last century!! The band is composed by Luc "AC-DC" Thomas, Harald "slow-hand" Kittler, and Geppi "unchback" Argenziano.

hotel accommodation

To reserve **accommodation** please visit www.congress2009.dermoscopy-ids.org



Mondial & Cititravel Congresos

Rosselló, 303, ático 1 · 08037 Barcelona, Spain

Tel. + 34 932 212 955 · dermoscopy2009@mondial-congress.com


exhibition and sponsoring

Unique sponsoring possibilities have been created to present your company at the congress. Our target audience for the congress will include those people responsible for dermatology, skin cancer, melanoma and dermoscopy. We will contact and include all opinion leaders in the field of dermoscopy and are expecting an audience of about 600 participants. Main topics in skin cancer, melanoma and general dermatology in relation to Dermoscopy or other imaging techniques such as confocal microscopy will be also represented. SBC has compiled a list of sponsoring suggestions, from which you can easily choose those appropriate for your company or combine various options. Please feel free to contact us for any further information or individual sponsorship.



organized by

sponsors



platinum
sponsor

eos

electro-optical sciences, inc.®

sponsors

3Gen, LLC

Biocam GmbH

Derma Medical Systems

Fotofinder Systems

Industrial Farmacéutica Cantabria-IFC

La Roche Posay

Laboratorios Bioderma

Laboratorios Galderma

Mavig

Mediform Group

Pierre Fabre Ibérica

The University of Queensland

sbc
servicios básicos de congresos

general secretariat

SBC Servicios Básicos de Congresos

Apartado Correos 14.040 · 08080 Barcelona, Spain

Tel. +34 690 846 097 · Fax +34 932 057 230

idscongress2009@sbc-congresos.com

www.congress2009.dermoscopy-ids.org